

Presentation of YOUNEX project

YOUNEX FINAL CONFERENCE
Brussels, August the 30th 2011



YOUNEX

Youth
Unemployment
& Exclusion in Europe



Objectives

- To generate a new body of data
- To advance theory and extend knowledge
- To produce practical insights

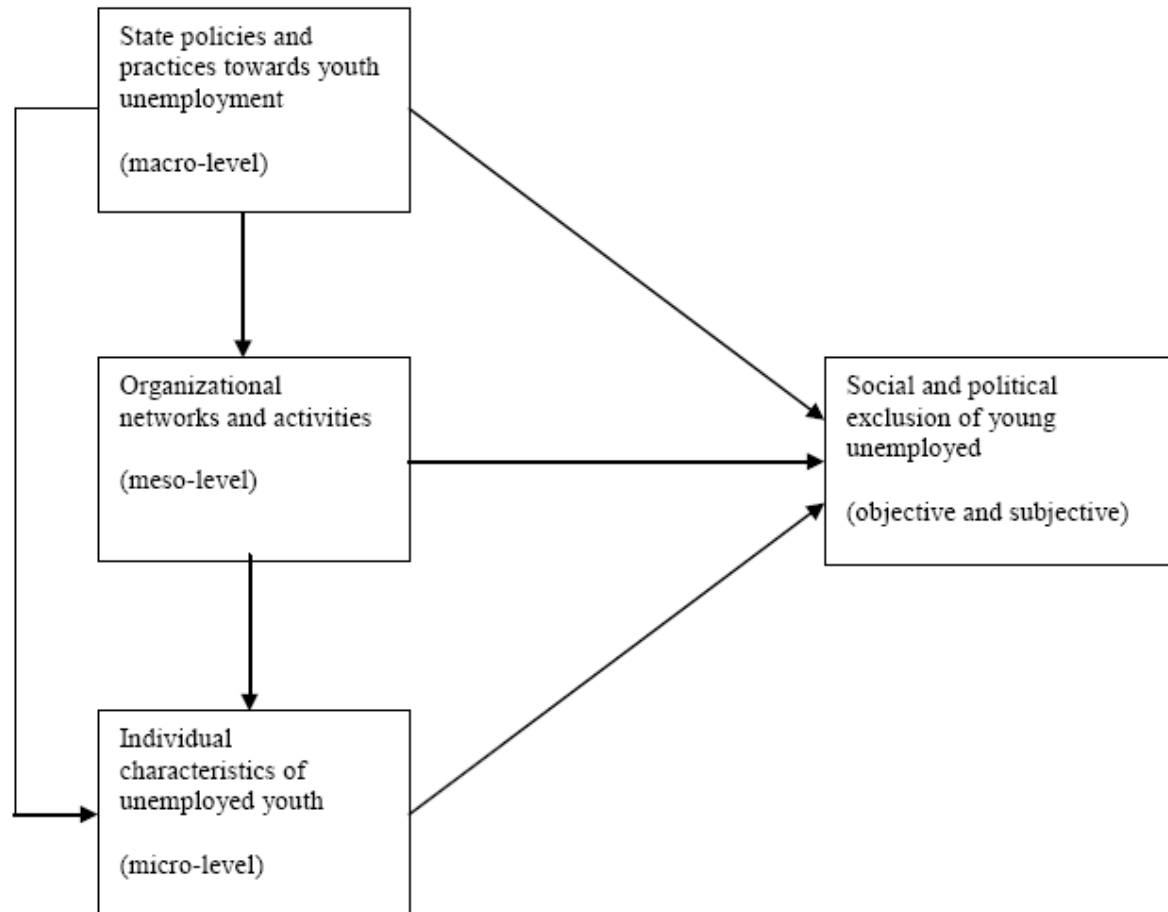
Design

- Multidimensional theoretical framework
- Cross-national comparative design
- Integrated methodological approach

Workpackages

- Institutional analysis
- Organizational survey
- Individual survey
- In-depth qualitative analysis
- EU-level analysis
- Policy and practical implications

Conceptual framework



Macro-level

State policies and practices towards youth unemployment

Dimensions of political opportunities for precarious and unemployed youth

- Unemployment regulations
- Labor market regulations
- General political opportunity structure
- Unemployment-specific opportunities
- Opportunities in related issue-fields

Unemployment regulations

- France and Sweden: inclusive
- Italy and Poland: exclusive
- Germany and Switzerland: intermediate

Labor market regulations

- Switzerland and Sweden: flexible
- Italy: rigid
- France, Germany, and Poland: intermediate

General political opportunity structure

- Switzerland: open
- France, Sweden, and Poland: closed
- Germany and Italy: intermediate

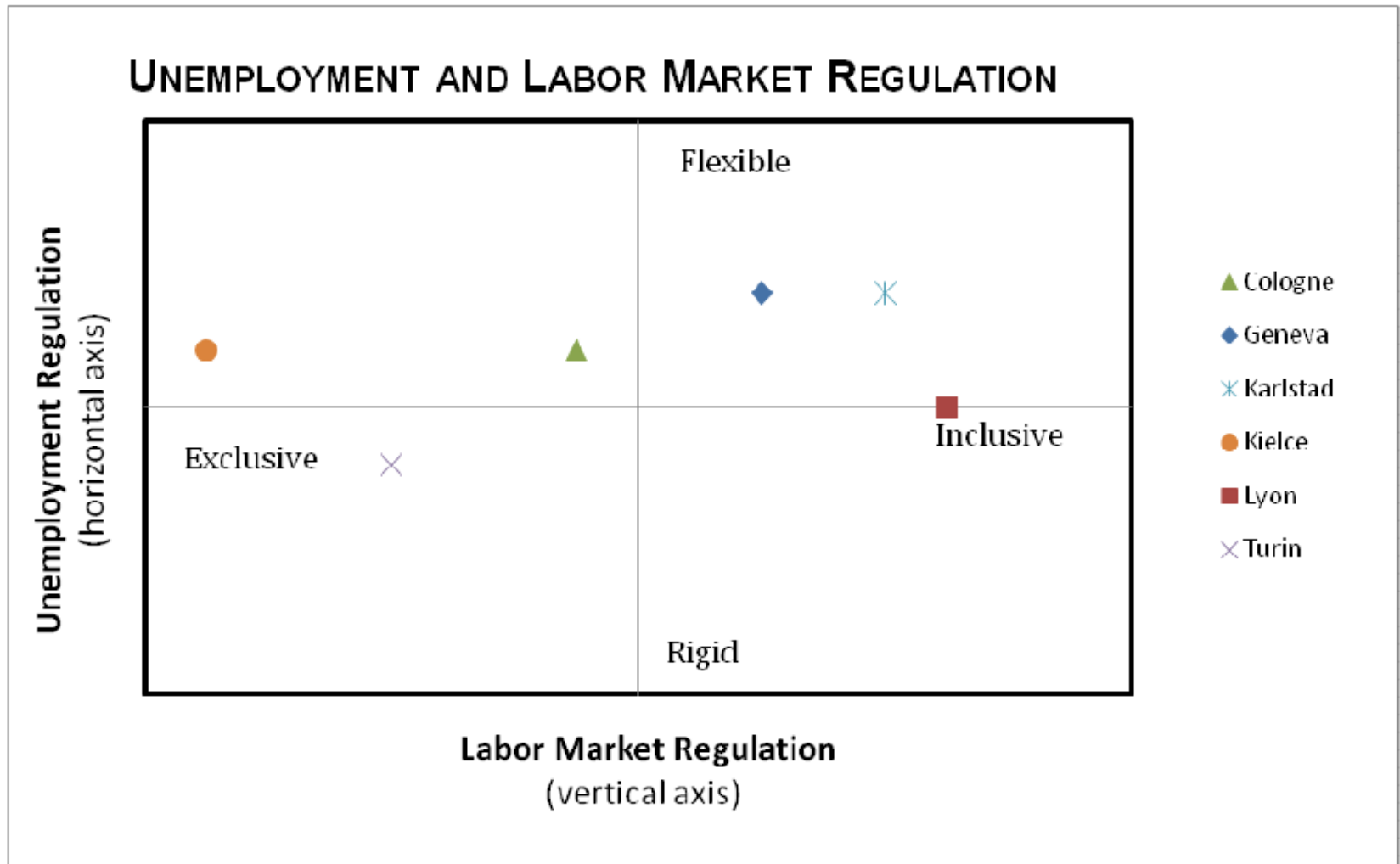
Unemployment-specific opportunities

- Germany and Switzerland: numerous
- Italy: scarce
- France, Poland, and Sweden: intermediate

Opportunities in related issue-fields

- France, Germany, and Sweden: numerous
- Italy, Poland, and Switzerland: scarce

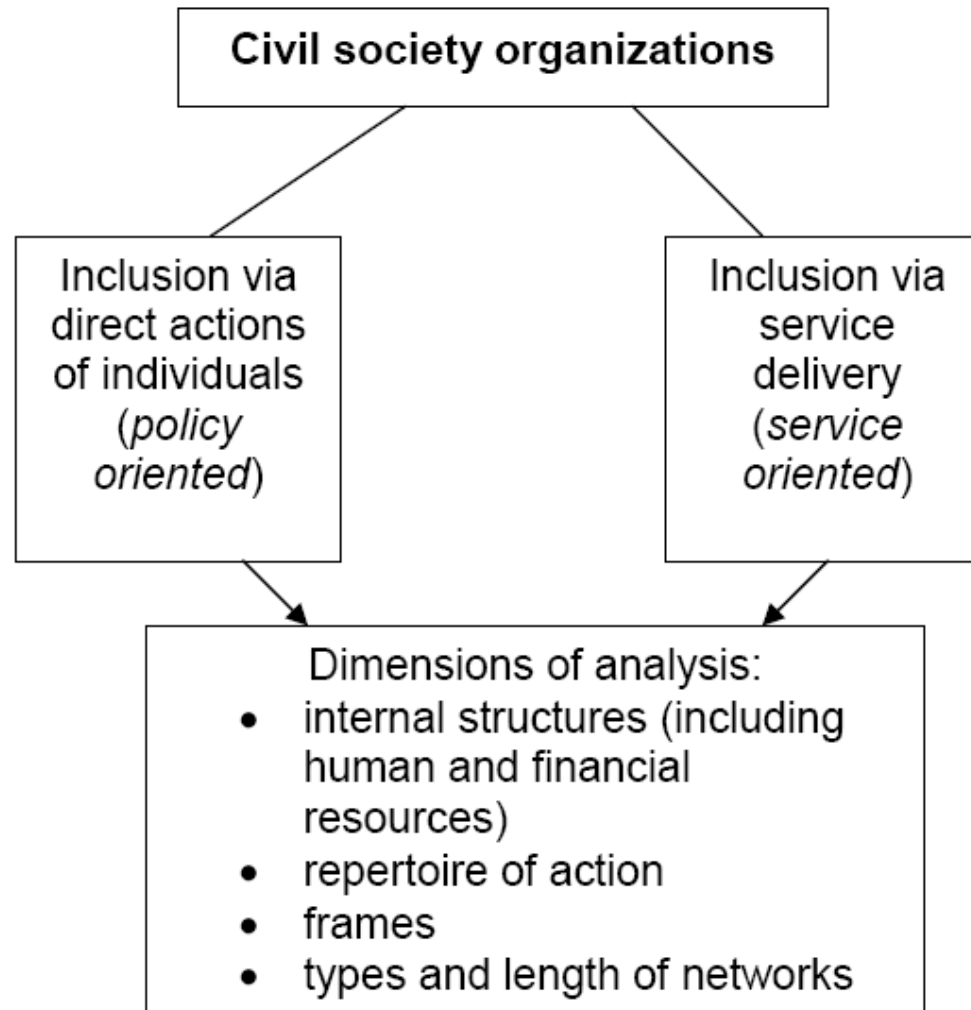
Location of the cities within unemployment welfare regimes



Meso-level

Organizational networks and activities

Patterns of inclusion of civil society organizations



Policy-oriented and service-oriented organizations

| | Geneva | Karlstad | Kielce | Turin | Cologne | Lyon | Total |
|--------------------------------|--------|----------|--------|-------|---------|------|-------|
| Policy-oriented organizations | 24 | 46 | 27 | 66 | 57 | 24 | 41% |
| Service-oriented organizations | 62 | 46 | 65 | 29 | 36 | 76 | 49% |
| Other | 14 | 8 | 8 | 6 | 7 | - | 10% |
| N | 21 | 13 | 26 | 35 | 28 | 21 | 174 |

Institutional political participation

| | Geneva | Karlstad | Kielce | Turin | Cologne | Lyon |
|--|--------|----------|--------|-------|---------|------|
| <i>Invitation to participate in public decision-making (percentage of yes)</i> | | | | | | |
| Decision-making invitation | 29 | 68 | 86 | 63 | 56 | 55 |
| N | 18 | 7 | 21 | 26 | 22 | 19 |
| <i>Participation in public decision-making at various levels (percentage of yes)</i> | | | | | | |
| Permanent member at the district/neighborhood level | 10 | - | 6 | 29 | 25 | 8 |
| Permanent member at the municipal level | - | 50 | 6 | 29 | 33 | 8 |
| Occasional member at the municipal level | 60 | - | 44 | 35 | 42 | 17 |
| Member of consultation group at the municipal level | 70 | 50 | 67 | 59 | 83 | 50 |
| N | 10 | 2 | 18 | 17 | 12 | 12 |

Provision of services

| | Geneva | Karlstad | Kielce | Turin | Cologne | Lyon | Total |
|--|--------|----------|--------|-------|---------|------|--------------|
| <i>Assistance in employment seeking</i> | | | | | | | <i>N=116</i> |
| No provision | 6 | 29 | 50 | 29 | 12 | 31 | 20 |
| Seldom provides this service | - | 29 | - | 14 | 24 | - | 9 |
| Frequently provides this service | 94 | 43 | 50 | 57 | 65 | 69 | 71 |
| <i>Assistance in housing</i> | | | | | | | <i>N=124</i> |
| No provision | 44 | 43 | 58 | 71 | 24 | 69 | 52 |
| Seldom provides this service | 11 | 29 | 26 | 14 | 29 | - | 18 |
| Frequently provides this service | 44 | 29 | 16 | 14 | 47 | 31 | 30 |
| <i>Assistance in access to the welfare state</i> | | | | | | | <i>N=117</i> |
| No provision | 22 | 14 | 50 | 32 | 12 | 31 | 22 |
| Seldom provides this service | - | - | 8 | 16 | 12 | 6 | 10 |
| Frequently provides this service | 78 | 86 | 42 | 53 | 76 | 63 | 68 |
| <i>Financial support</i> | | | | | | | <i>N=121</i> |
| No provision | 67 | 86 | 75 | 76 | 65 | 81 | 68 |
| Seldom provides this service | 11 | - | - | 19 | 18 | 6 | 13 |
| Frequently provides this service | 22 | 14 | 25 | 5 | 18 | 13 | 19 |
| <i>Legal assistance</i> | | | | | | | <i>N=118</i> |
| No provision | 72 | 86 | 62 | 33 | 35 | 44 | 49 |
| Seldom provides this service | 6 | - | - | 10 | 29 | 19 | 11 |
| Frequently provides this service | 22 | 14 | 38 | 57 | 35 | 38 | 40 |

Networks of organizations: exchange of information

| City | Interviewed organisation | Number of nodes | Number of active nodes (no isolates) | Number of nodes (no pendant) | Density | Number of ties | Normalised degree centrality mean value |
|----------|--------------------------|-----------------|---|---------------------------------|---------|----------------|---|
| Geneva | 21 | 63 | 63 | 39 | 0.0735 | 287 | 12.698 |
| Cologne | 29 | 65 | 65 | 52 | 0.1091 | 454 | 17.115 |
| Turin | 32 | 75 | 75 | 51 | 0.0560 | 311 | 9.694 |
| Lyon | 21 | 50 | 49 | 26 | 0.0473 | 116 | 3.959 |
| Karlstad | 13 | 34 | 34 | 19 | 0.0891 | 100 | 14.082 |
| Kielce | 26 | 36 | 36 | 28 | 0.1230 | 155 | 20.635 |

Networks of organizations: collaborations

| City | Interviewed organisation | Number of nodes | Number of active nodes (no isolates) | Number of nodes (no pendant) | Density | Number of ties | Normalised degree centrality mean value |
|----------|--------------------------|-----------------|---|---------------------------------|---------|----------------|---|
| Geneva | 21 | 50 | 50 | 34 | 0.0551 | 135 | 10.041 |
| Cologne | 29 | 51 | 51 | 39 | 0.0584 | 149 | 10.118 |
| Turin | 32 | 75 | 72 | 41 | 0.0382 | 212 | 6.486 |
| Lyon | 21 | 38 | 35 | 17 | 0.0384 | 54 | 6.401 |
| Karlstad | 13 | 21 | 21 | 8 | 0.0738 | 31 | 10.952 |
| Kielce | 26 | 29 | 27 | 22 | 0.0727 | 56 | 6.897 |

Relations with the institutions at different territorial levels

| | International | EU | National | Regional | Local |
|--|---------------|-----|----------|----------|-------|
| Our organization doesn't seek any contact with the public authorities | 68 | 55 | 34 | 14 | 6 |
| The public authorities hardly listen to our organization although we try to influence them | 2 | 6 | 6 | 8 | 9 |
| The public authorities sometimes receives us with hostility and other times welcomes us | 1 | 4 | 13 | 11 | 12 |
| The public authorities is friendly to us, but we initiates most of the contact | 6 | 12 | 23 | 34 | 33 |
| The public authorities frequently ask for the advice of our organization | 1 | 2 | 12 | 26 | 35 |
| Don't know / No Answer | 22 | 21 | 12 | 7 | 5 |
| N | 146 | 146 | 146 | 146 | 146 |

Relations with the institutions at the EU level

| | Geneva | Karlstad | Kielce | Turin | Cologne | Lyon |
|--|--------|----------|--------|-------|---------|------|
| Our organization doesn't seek any contact with the public authorities | 62 | 100 | 82 | 38 | 78 | 63 |
| The public authorities hardly listen to our organization although we try to influence them | 10 | - | - | 8 | 4 | 5 |
| The public authorities sometimes receives us with hostility and other times welcomes us | 5 | - | - | - | 9 | - |
| The public authorities is friendly to us, but we initiates most of the contact | 5 | - | 9 | 12 | 4 | 26 |
| The public authorities frequently ask for the advice of our organization | - | - | 5 | 4 | - | - |
| Don't know / No Answer | 19 | - | 5 | 38 | 4 | 5 |
| N | 21 | 7 | 22 | 26 | 23 | 19 |

Micro-level

Individual characteristics of unemployed youth

Number of friends: two or less

| | Long-term unemployed | Precarious | Employed |
|-----------------|-------------------------|------------|----------|
| France | 36 | 35 | 36 |
| Germany *** | 30 | 8 | 5 |
| Italy *** | 39 | 24 | 29 |
| Poland | 46 | 41 | 44 |
| Sweden *** | 47 | 8 | 9 |
| Switzerland *** | 20 | 8 | 13 |

Social activities: less or much less

| | Long-term unemployed | Precarious | Employed |
|-----------------|-------------------------|------------|----------|
| France | 27 | 24 | 23 |
| Germany *** | 60 | 33 | 27 |
| Italy | 29 | 28 | 30 |
| Poland | 45 | 47 | 51 |
| Sweden *** | 62 | 35 | 36 |
| Switzerland *** | 38 | 20 | 22 |

Associational membership: one or more associations

| | Long-term unemployed | Precarious | Employed |
|-------------|-------------------------|------------|----------|
| France *** | 4 | 7 | 11 |
| Germany *** | 61 | 78 | 79 |
| Italy * | 6 | 10 | 7 |
| Poland *** | 5 | 12 | 19 |
| Sweden *** | 50 | 79 | 91 |
| Switzerland | 46 | 43 | 43 |

Institutional trust: means

| | Long-term unemployed | Precarious | Employed |
|-------------|-------------------------|------------|----------|
| France * | 5.68 | 6.00 | 5.93 |
| Germany *** | 5.11 | 5.70 | 5.59 |
| Italy | 5.30 | 5.26 | 5.14 |
| Poland *** | 4.41 | 4.52 | 4.90 |
| Sweden *** | 4.59 | 5.88 | 5.95 |
| Switzerland | 5.65 | 5.87 | 6.01 |

Trust in the European Union: means

| | Long-term unemployed | Precarious | Employed |
|-------------|-------------------------|------------|----------|
| France | 5.19 | 5.53 | 5.48 |
| Germany *** | 4.88 | 5.61 | 5.38 |
| Italy | 6.00 | 6.15 | 5.98 |
| Poland * | 5.77 | 5.81 | 6.11 |
| Sweden *** | 4.27 | 5.06 | 5.10 |
| Switzerland | 5.10 | 5.33 | 5.18 |

Voting

| | Long-term unemployed | Precarious | Employed |
|---------------|-------------------------|------------|----------|
| France ** | 77 | 83 | 86 |
| Germany *** | 43 | 83 | 84 |
| Italy *** | 77 | 92 | 81 |
| Poland *** | 46 | 68 | 77 |
| Sweden *** | 60 | 86 | 93 |
| Switzerland * | 28 | 38 | 32 |

Political participation

| | Long-term unemployed | Precarious | Employed |
|---------------|-------------------------|------------|----------|
| France | 58 | 58 | 56 |
| Germany *** | 43 | 61 | 50 |
| Italy ** | 41 | 48 | 37 |
| Poland *** | 4 | 11 | 12 |
| Sweden *** | 47 | 83 | 81 |
| Switzerland * | 64 | 74 | 65 |

Happiness

| | Long-term unemployed | Precarious | Employed |
|-----------------|-------------------------|------------|----------|
| France *** | 4 | 5 | 8 |
| Germany *** | 6 | 8 | 8 |
| Italy *** | 7 | 7 | 8 |
| Poland *** | 7 | 8 | 8 |
| Sweden *** | 6 | 8 | 8 |
| Switzerland *** | 7 | 8 | 8 |

Optimism about the future

| | Long-term unemployed | Precarious | Employed |
|-------------|-------------------------|------------|----------|
| France *** | 73 | 75 | 87 |
| Germany *** | 75 | 87 | 87 |
| Italy *** | 69 | 78 | 79 |
| Poland *** | 86 | 91 | 95 |
| Sweden *** | 62 | 90 | 94 |
| Switzerland | 82 | 86 | 89 |

General Health Questionnaire

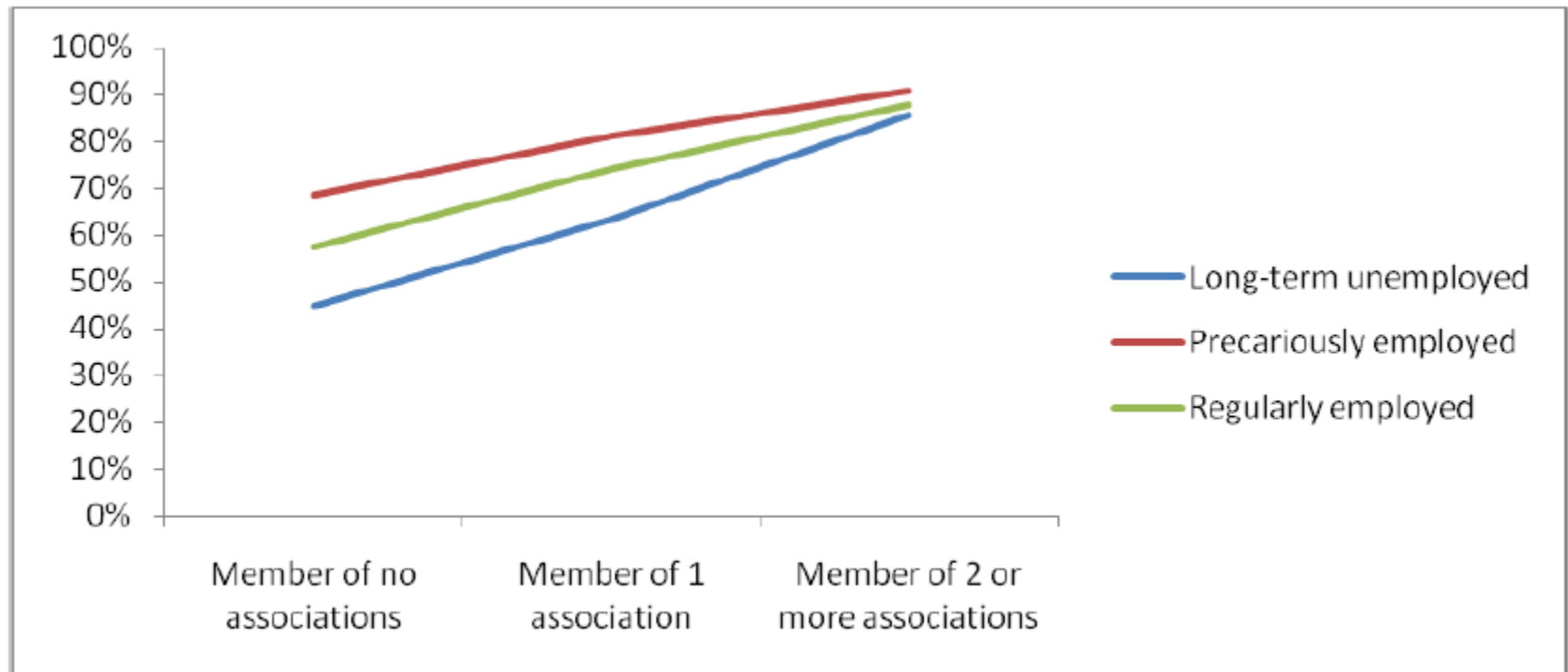
| | Long-term unemployed | Precarious | Employed |
|-----------------|-------------------------|------------|----------|
| France *** | 26 | 28 | 27 |
| Germany *** | 25 | 30 | 30 |
| Italy *** | 25 | 26 | 26 |
| Poland | 28 | 30 | 30 |
| Sweden *** | 20 | 29 | 31 |
| Switzerland *** | 26 | 27 | 28 |

Degree of exclusion by employment status in Geneva

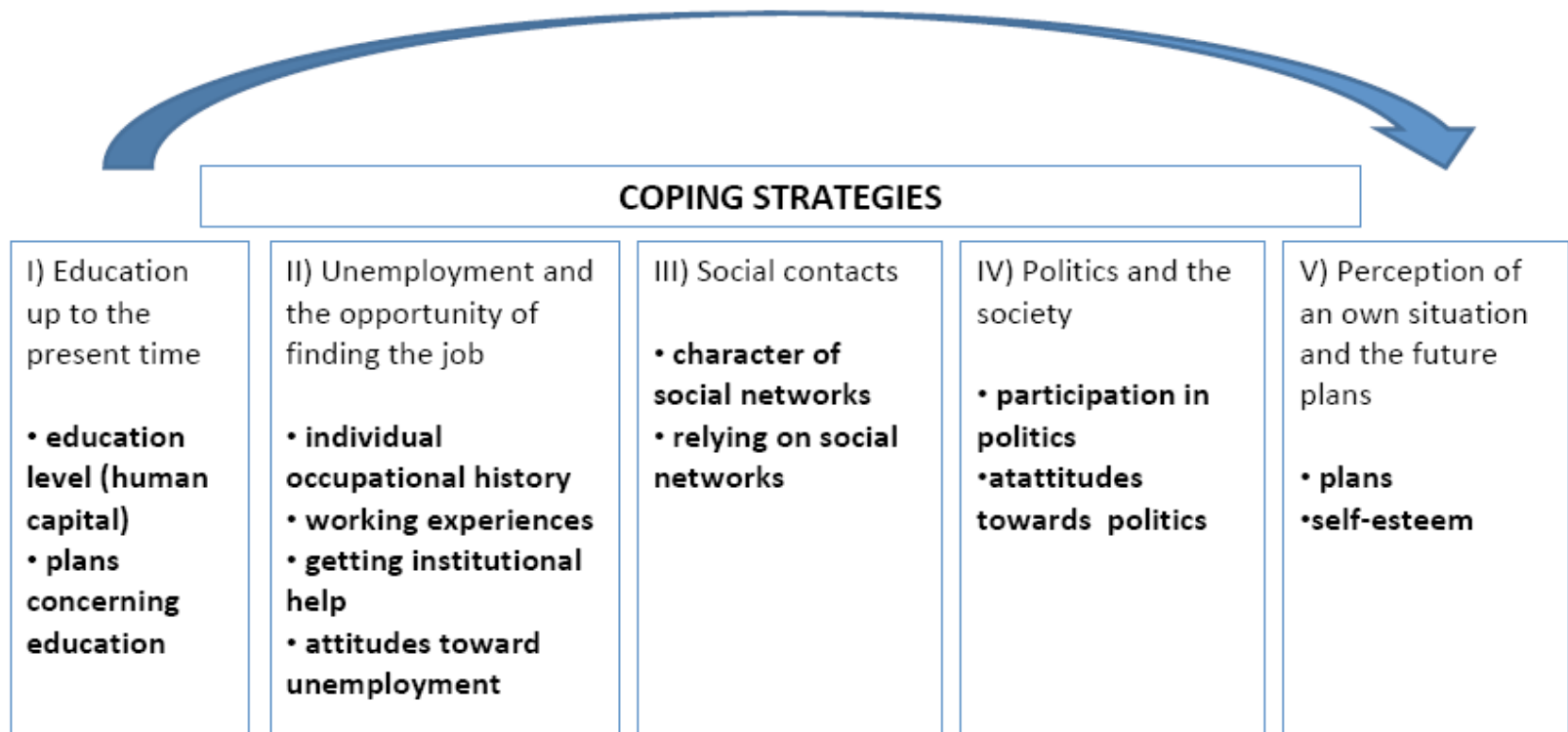
| | Unemployed | Employed | T-test |
|---------------------|------------|----------|----------|
| Economic exclusion | 4.18 | 2.23 | 15.84*** |
| Social exclusion | 4.83 | 4.39 | 4.27*** |
| Political exclusion | 6.35 | 5.88 | 2.75** |

†<.10; * p<.05; ** p<.01; *** p<.001

Compensation effect of associational involvement



Coping strategies



Thank you for your attention!



Youth
Unemployment
& Exclusion in Europe

www.younex.unige.ch